











YEAR 1 ART PROGRESSION



Intent		Bringing Learning to Life	
School and British Values Passion for Learning ✓ Striving for Excellence Creativity ✓ Loving others as we love ourselves Right and Responsibilities ✓ Wholeness	British Values Democracy ✓ The rule of law Mutual respect ✓ Tolerance of those of different faiths and beliefs	Whole School Threads Gender Equality Environmental awareness ✓ Community ✓	
Key people/events/concepts:			

	Skills	Possible Teaching Activities (see also - knowledge map and planning)	*Pupil offer
Developing ideas 	<ul style="list-style-type: none"> Respond positively to ideas and starting points Develop their ideas, try things out and change their minds Review what they and others have done and say what they think and feel about it 	Make rubbings Rockets? Junk modelling Animal collage	
Drawing 	<ul style="list-style-type: none"> Explore techniques in drawing – shading, thick & thin lines, Use a variety of drawing materials – pencils, chalks, felt pens, crayons, pastels Draw on a variety of surfaces Understand key vocabulary: portrait, landscape, buildings 		
Painting 	<ul style="list-style-type: none"> Paint from experience and imagination Identify primary colours by name Mix shades and tones of primary colours Experiment with a variety of tools and brushes Understand key vocabulary: primary colours, brushstroke, shades 		
Sculpture 	<ul style="list-style-type: none"> Explore sculpture with clay?????? Understand the safety and care of tools used Experiment with constructing and joining recycled, natural and manmade materials 		
Collage 	<ul style="list-style-type: none"> Create images form a variety of media Use collage to create images Experiment with sorting and arranging materials Use a combination of materials that have been torn, cut and glued 		

Textiles 			
Printing 	<ul style="list-style-type: none"> ● Use a variety of materials to create prints ● To build repeating patterns ● Use a range of techniques eg stamping, rolling, pressing, rubbing 	Prints using fruit and veg	
Work of other Artists 	<ul style="list-style-type: none"> ● Use inspiration from famous to create their own work ● Learn from the techniques used by famous artists 	David Hockney Wassily Kandinski	

The national curriculum for art and design aims to ensure that all pupils:

- produce creative work, exploring their ideas and recording their experiences
- become proficient in drawing, painting, sculpture and other art, craft and design techniques
- evaluate and analyse creative works using the language of art, craft and design
- know about great artists, craft makers and designers, and understand the historical and cultural development of their art forms

During Key Stage 1, pupils should be taught:

- to use a range of materials creatively to design and make products
- to use drawing, painting and sculpture to develop their ideas, experiences and imagination
- to develop a wide range of art and design techniques in using colour, pattern, texture, line, shape, form and space
- about the work of a range of artists, craft makers and designers, describing the differences and similarities between different practices and disciplines, and making links to their own work.